

CenTIG Pro

CenTIG Pro is the TIG machine made for modern production: powerful enough for pros, simple enough for fast operation, and smart enough to keep your weld quality and uptime where it belongs — at 100%.

Water or
air cooled

300 or
400 amps

AC/DC or DC



MIGATRONIC

Meet the new standard in production TIG

CenTIG Pro is a next-generation TIG welding system engineered for production environments that demand power, precision, and uptime. It's designed for professional welders and production teams who need a solution that performs flawlessly shift after shift, without complexity getting in the way.

Production performance

CenTIG Pro is built to keep your production moving without interruptions. Its advanced cooling and power management ensure continuous performance, even during the most demanding welding tasks. The result is maximum uptime and efficiency, helping you deliver more in less time.

Uncompromising Welding Control

CenTIG Pro delivers top-tier welding performance across the full current range – whether you're working on thin stainless or thick mild steel. With precise parameter adjustments for pulse, ignition, slope control, and waveform shaping, the machine adapts to your needs and your style. Every setting is engineered to give you cleaner welds, fewer errors, and total control – even in demanding production environments.

Fits anywhere. Welds anything.

CenTIG Pro is built with a compact footprint – perfect for tight production cells, without compromising welding capability. Designed with usability in mind, the machine and trolley put the control panel at just the right height for fast, comfortable access.

Intuitive control for every welder

The award-winning 7" LED interface turns complexity into clarity with dynamic visual guidance that shows every adjustment in real time. Experienced welders fine-tune with confidence, while newcomers master setups faster than ever.





CenTIG Pro 400 A

Choose CenTIG Pro 400 when your production needs that extra power. Built for demanding, high-precision welding, it balances strength, durability, and flexibility for busy workshops. Select air cooling for lighter tasks or water cooling for intensive, long-shift operations. Add AC/DC for complete versatility, including aluminum welding at top quality.

Duty Cycle 60 %/100 %
400 A/360 A

Power modes
DC or AC/DC

Cooling
Air or water

Current range
3-400 A



CenTIG Pro 300 A

Choose CenTIG Pro 300 when you need a powerful partner for demanding TIG welding in production environments. With 300 A at 100% duty cycle, CenTIG Pro 300 is built for precision and productivity. It delivers the performance your team can trust – shift after shift. Select air cooling for flexibility in lighter workflows or water cooling for maximum comfort in high-duty operations. Add AC/DC for full versatility, including aluminum welding at the highest standards.

Duty Cycle 60 %/100 %
300 A/300 A

Power modes
DC or AC/DC

Cooling
Air or water

Current range
3-300 A



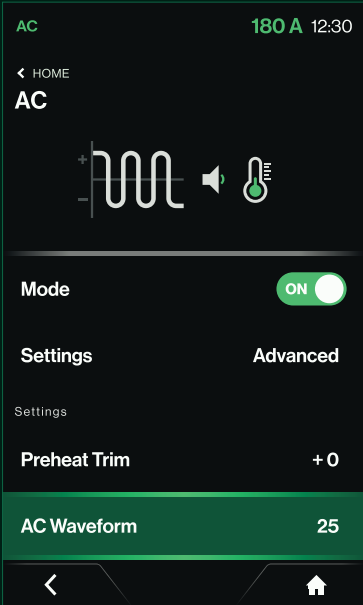
Full welding software suite for any task or application

AC

Fine-tune every aspect of your arc for precision welding on aluminum. CenTIG Pro's AC mode lets you optimize cleaning action, penetration, and arc stability with adjustable waveforms, frequency, and balance – ensuring flawless oxide removal, minimal tungsten wear, and consistent weld quality. Thanks to the refined AC waveform, the arc also produces a pleasant sound profile that contributes to a more comfortable and less fatiguing work environment.

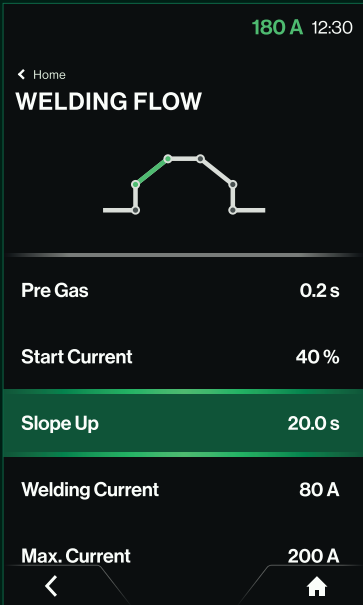
AC Waveform

Fine-tune the arc exactly to your needs – with 100 adjustment steps for sound and heat intensity. Unlike competitors limited to just a few steps, CenTIG Pro gives you full control over the welding experience.



JOB

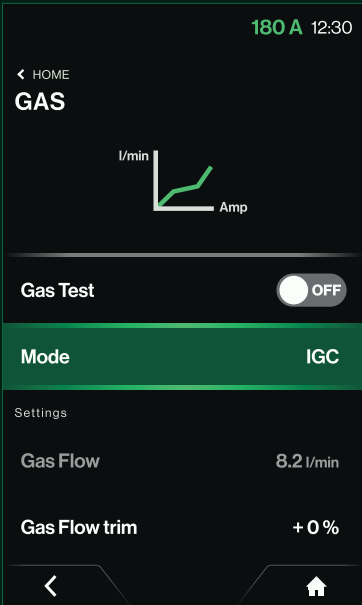
Simplify, save, standardize. CenTIG Pro makes complex setups repeatable with powerful job control. Create, store, and lock custom parameters for WPS compliance, save favourites for instant access, and share jobs via USB to keep every weld on spec. Faster setups, fewer errors, total control.



Welding flow

CenTIG Pro gives you full control over every stage of the weld – from pre-gas and ignition to slope-up, peak current, and crater fill. This means smoother arc starts, stable transitions, and perfect endings – whether you're welding thin stainless sheets with minimal distortion or sealing root passes in pressure pipework.

Fine-tune every parameter to match the job, reduce rework, and deliver flawless results every time.

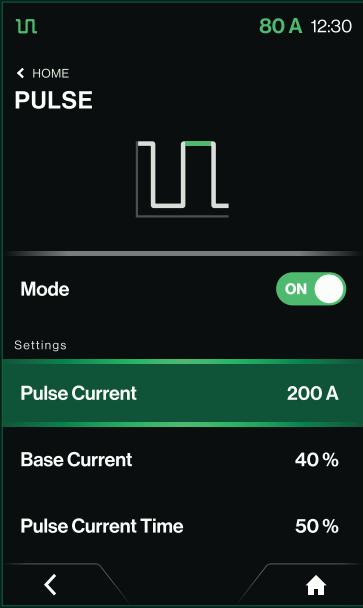


Intelligent Gas Control

CenTIG Pro's Intelligent Gas Control (IGC®) automatically adjusts shielding gas flow based on current, material, and arc dynamics. It delivers exactly what's needed – reducing waste and extending bottle life. Especially during pulse welding and arc ignition, IGC ensures consistent coverage to prevent oxidation and weld defects. The result? Lower running costs, fewer gas change interruptions, and consistently clean welds.

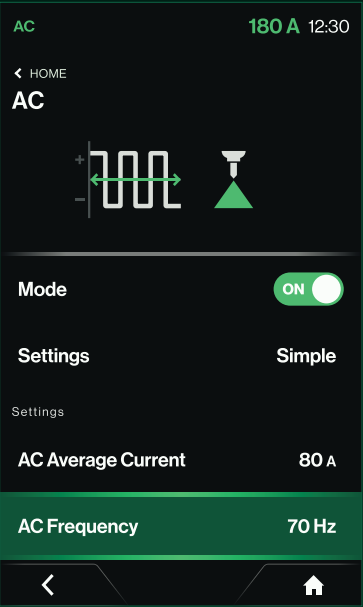
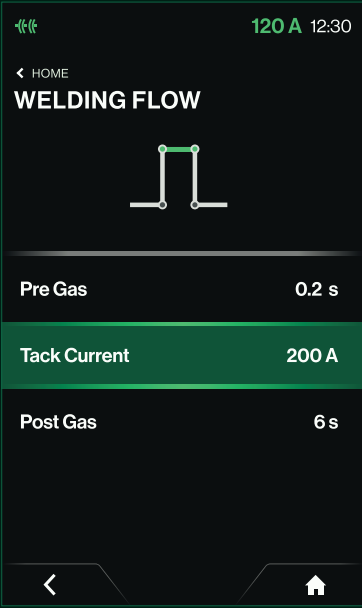
Pulse

CenTIG Pro's advanced pulse features let you fine-tune every phase – from slope-up to slope-down – for optimal heat control and weld quality. Adjust frequency, pulse time, and current ratios to balance penetration, cooling, and bead appearance. Whether you need smooth, cosmetic seams or deep fusion on thick sections, pulse puts precision in your hands.



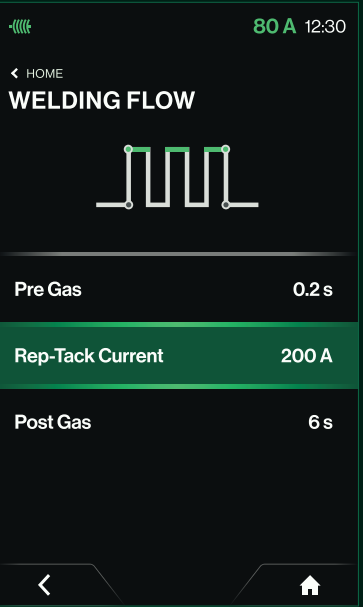
TIG-A-TACK

CenTIG Pro's TIG-A-TACK function makes it easy to perform small, precise fixations without filler metal. Ideal for fitting, it delivers consistent, hands-free tack welds that hold components in place with minimal distortion. Perfect for prepping high-quality joints before final welding.



Simple/Advanced AC

With Simple or Advanced AC you now have the freedom to adjust either average or peak current. In peak mode, you get full access to all AC parameters, while simple mode offers a simplified setup for quicker control.



TIG-REP-TACK

For ultra-thin materials, CenTIG Pro offers the TIG-REP-TACK function – a cold pulse technique that creates a series of small, controlled fixations with extremely low heat input. Designed for materials as thin as 0.5–1.5 mm, it delivers a continuous-looking weld seam without burning through, making it ideal for precision fabrication.



Trolleys built for how you work

Different tasks. Different needs. Whether space is tight in the welding booth or mobility is a must, the right trolley makes all the difference.

Water cooled
Small trolley



Air cooled
Small trolley



Water cooled
Large trolley



Air cooled
Large trolley




The small trolley

Ideal for compact workstations and central gas supply setups.

The small CenTIG Pro trolley is perfect for production setups with a central gas supply or smaller gas bottles. Designed for both air- and water-cooled machines, it keeps your footprint minimal while maintaining full stability.

Built to accommodate bottles up to 20 liters*, it's ideal for workshops where space matters and heavy lifting doesn't.

**Always use within the recommended gas bottle size for safe and optimal performance.*



The large trolley

Built for heavy-duty mobility and maximum stability.

The large CenTIG Pro trolley is engineered for demanding production environments where strength and capacity are key. Designed to fit both air- and water-cooled machines, it accommodates gas bottles up to 50 liters* while keeping your setup stable and secure.

Its reinforced frame and integrated lifting eye allow safe crane handling for effortless relocation across the workshop. Built for durability and flexibility, this trolley ensures your welding station is always organized and ready for action.

**Always use within the recommended gas bottle size for safe and optimal performance.*

Total control in your hand

From ergonomic comfort to flexible movement, CenTIG Pro's torch range is designed to keep welders in full control – for long shifts, complex angles, and precise results.

Ergonomics meets endurance

TIG welding often involves countless repetitive movements. By optimizing hand ergonomics, the TIG Ergo and TIG Adjust torches reduce fatigue and minimize the risk of work-related injuries. The range spans from compact air-cooled to heavy-duty water-cooled models, ensuring the right fit for every job.

With TIG Adjust, welders gain unmatched flexibility – the torch body can rotate in any direction, delivering total freedom even in challenging positions. Built for durability, it withstands the repeated adjustments that demanding TIG applications require.



Control at your fingertips with control units

Pair your torch with a control unit and fine-tune welding parameters directly at the handle. Welders can stay focused on the weld, eliminate unnecessary movement, and achieve precise adjustments without leaving the workpiece. Intuitive keypads and knobs make control units quick to master – simply mount them on the handle without tools and customize your setup for any task.



Let’s get technical

	CenTIG Pro 300 DC		CenTIG Pro 300 AC/DC		CenTIG Pro 400 DC		CenTIG Pro 400 AC/DC	
Current range, DC	3-300 A		3-300 A		3-400 A		3-400 A	
Current range, AC	3-300 A		3-300 A		3-400 A		3-400 A	
Current range, MMA	15-300 A		15-300 A		15-400 A		15-400 A	
Mains voltage +/- 15 %	3 × 400 V		3 × 400 V		3 × 400 V		3 × 400 V	
Fuse	16/32 A		16/32 A		32 A		32 A	
Mains current, effective	15.3 A 15.8 A		15.3 A 15.8 A		19.6 A 20.1 A		19.6 A 20.1 A	
Mains current, max.	17.3 A 17.8 A		17.3 A 17.8 A		25.3 A 26 A		25.3 A 26 A	
Power, 100%	10.9 kVA 10.9 kVA		10.9 kVA 10.9 kVA		14 kVA 13.9 kVA		14 kVA 13.9 kVA	
Power, max.	12.3 kVA 12.3 kVA		12.3 kVA 12.3 kVA		18.1 kVA 18 kVA		18.1 kVA 18 kVA	
Efficiency	89%		86 %		89 %		86 %	
Power factor	87		87		91		91	
	TIG	MMA	TIG	MMA	TIG	MMA	TIG	MMA
Duty cycle 100 %/40 °C	300 A / 22 V	270 A / 30.8 V	300 A / 22 V	270 A / 30.8 V	360 A / 24.4 V	330 A / 33.2 V	360 A / 24.4 V	330 A / 33.2 V
Duty cycle 60 %/40 °C	300 A / 22 V	300 A / 32 V	300 A / 22 V	300 A / 32 V	400 A / 26 V	390 / 35.6 V	400 A / 26 V	390 A / 35.6 V
Duty cycle max. 40 °C	300 A / 100% / 22 V	300 A / 70% / 32 V	300 A / 100% / 22 V	300 A / 70% / 32 V	400 A / 60% / 36 V	400 / 55% / 36 V	400 A / 60% / 26 V	400 A / 55% / 36 V
Application class	S/CE							
Protection class	IP23S							
Standards	EN/IEC60974-1, EN/IEC60974-3, EN/IEC60974-10 CLASS A							

	CenTIG Pro 300 DC		CenTIG Pro 300 AC/DC		CenTIG Pro 400 DC		CenTIG Pro 400 AC/DC	
Dimensions*	Air	Water	Air	Water	Air	Water	Air	Water
Weight	36.5 kg	56.5 kg	40.5 kg	60.5 kg	36.5 kg	56.5 kg	40.5 kg	60.5 kg
Height	674 mm	902 mm	674 mm	902 mm	674 mm	902 mm	674 mm	902 mm
Width**	251 mm	251 mm	251 mm	251 mm	251 mm	251 mm	251 mm	251 mm
Length	757 mm	757 mm	757 mm	757 mm	757 mm	757 mm	757 mm	757 mm

**Dimensions are without trolley.*
***Torch holder not included - adds width of 36 mm.*

We reserve the right to make changes.

	Cooling Unit
Cooling Efficiency (l/min), W	1700 W
Tank capacity, litre	5
Flow, bar - °C - l/min	5 - 65 - 1
Pressure max., bar	5
Length	757 mm

We reserve the right to make changes.



CenTIG Pro



Explore more on migatronik.com

52173057

Migatronik A/S
Aggersundvej 33
9690 Fjerritslev
Denmark

Telephone: (+45) 96 500 600
Fax: (+45) 96 500 601
sales@migatronik.dk

MIGATRONIC