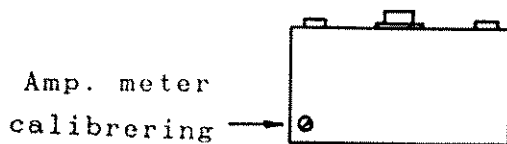




8910

Betjeningsvejledning:



Kalibrering af amp. meter: Juster pulsstrømpotentio-
meter i maximum.
Stil S2 i stilling 
Juster kalibreringssskrue
til amp. meter viser
svejsmaskinens maximum-
strøm.